

Fiscal Stress Monitoring System

Upcoming School District Release

Joe Testa, Auditor 1, Data Management Unit
Nicholas Jenny, Program Research Specialist
Division of Local Government and School Accountability



NYS COMPTROLLER
THOMAS P. DiNAPOLI

1

Fiscal Stress Monitoring System

Agenda

- Fiscal Stress Monitoring System 101
- Upcoming Score Release
- 2020/2021 Preliminary Results and 2021/2022 Risks
- Resources – How We Can Help
- Q & A



NYS COMPTROLLER
THOMAS P. DiNAPOLI

2

Fiscal Stress Monitoring System 101

Purpose

- To identify local governments and school districts in fiscal stress or susceptible to fiscal stress
- To identify for school district officials the need to take action in a timely manner to improve financial trends
- [System Basics](#)



NYS COMPTROLLER
THOMAS P. DiNAPOLI

3

Fiscal Stress Monitoring System 101

- Fiscal Stress Score
- Environmental Stress Score



NYS COMPTROLLER
THOMAS P. DiNAPOLI

4

Fiscal Stress Score

Financial Indicators	Fiscal Stress Financial Indicators	Maximum Points
1	Unassigned Fund Balance as a Percentage (%) of Gross Expenditures	25
2	Total Fund Balance as a Percentage (%) of Gross Expenditures	25
3	Operating Deficits	20
4	Cash Ratio - Cash and Investments as a Percentage (%) of Current Liabilities	10
5	Cash as a Percentage (%) of Monthly Gross Expenditures	10
6	% Change in Short-Term Cash-Flow Debt Issuance	10
		100

Classification	Point Range (Out of 100 total pts)
Significant	65 - 100
Moderate	45 - 64.9
Susceptible	25 - 44.9
No Designation	0 - 24.9

Financial indicators 1 through 5 only use data from the General (A) Fund, but indicator 6 looks for short term cash-flow debt in all funds.



NYS COMPTROLLER
THOMAS P. DiNAPOLI

5

Environmental Stress Score

Indicators	Fiscal Stress Environmental Indicators	Maximum Points
1	Percentage of Economically Disadvantaged Students	25
2	Common Branch Class Size	15
3	Turnover Rate of All Teachers	15
4	Percent Change in Property Value	15
5	Budget Vote Approval Percent	15
6	Percent of English Language Learners	15
		100

Environmental Stress Classification	Point Range (Out of 100 total pts)
Significant	60 - 100
Moderate	45 - 59.9
Susceptible	30 - 44.9
No Designation	0 - 29.9



NYS COMPTROLLER
THOMAS P. DiNAPOLI

6

Fiscal Stress Monitoring System

- Upcoming Release for School Districts
- Communication Emails
 - School Districts in Fiscal Stress – already sent
 - All School Districts – just prior to release



NYS COMPTROLLER
THOMAS P. DiNAPOLI

7

Key Takeaways

- Be Prepared
- Environmental Stress Score Reminder
- OSC's Website Resources



NYS COMPTROLLER
THOMAS P. DiNAPOLI

8

Fiscal Stress Monitoring System

School Districts

SY 2020-21

Preliminary Results



NYS COMPTROLLER
THOMAS P. DiNAPOLI

9

School Districts in Fiscal Stress in School District Fiscal Year (SY) 2020-21

School District Fiscal Stress Designation, SY 2020-21		
Level of Fiscal Stress		Percentage
	Significant	0.3%
	Moderate	0.0%
	Susceptible	3.1%
Total in Stress		3.4%
	No Designation	96.6%
Total Filed and Scored		100.0%

Source: OSC, preliminary data.

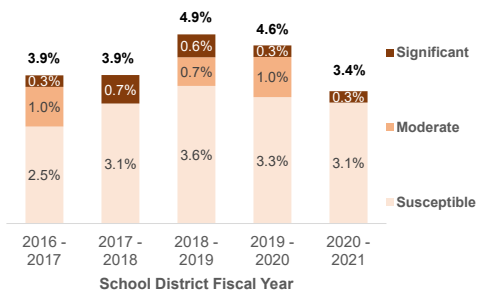


NYS COMPTROLLER
THOMAS P. DiNAPOLI

10

Fiscal Stress Trends

Trend of School Districts in Fiscal Stress by Category



Source: OSC, preliminary data.

- Fewer school districts in any level of fiscal stress
- No school districts in moderate fiscal stress
- The fewest districts in the two higher stress categories in the last five years

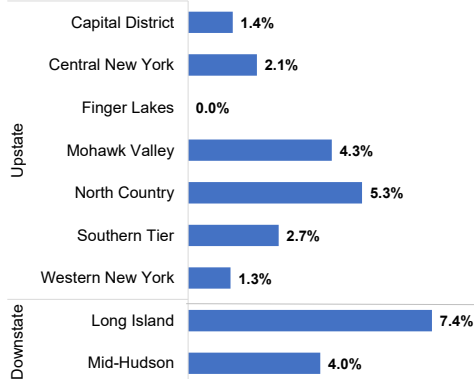


NYS COMPTROLLER
THOMAS P. DiNAPOLI

11

Regional Breakdown of Fiscal Stress

Percentage of School Districts in Fiscal Stress by Region, SY 2020-21



Source: OSC, preliminary data.

- Long Island had the highest percentage of districts in stress.
- The North Country had the highest percentage in Upstate.
- Finger Lakes had no districts in stress.

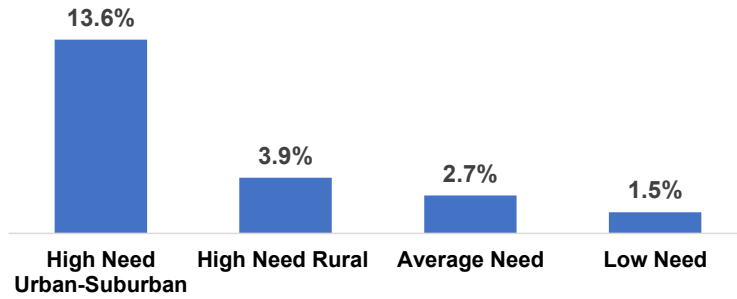


NYS COMPTROLLER
THOMAS P. DiNAPOLI

12

Fiscal Stress and District Wealth

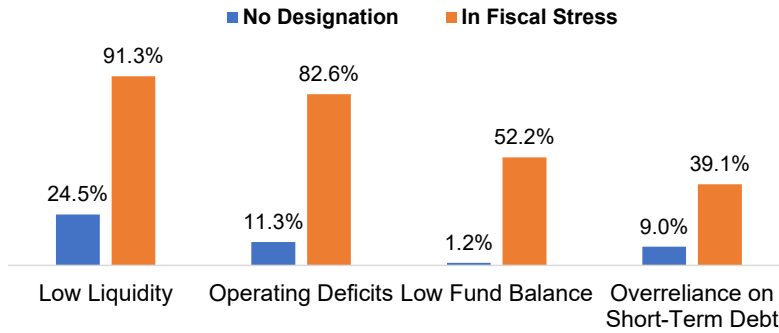
Percentage of School Districts in Fiscal Stress by Need/Resource Capacity, SY 2019-20 and SY 2020-21



Source: OSC, preliminary data.

Fiscal Stress Indicators

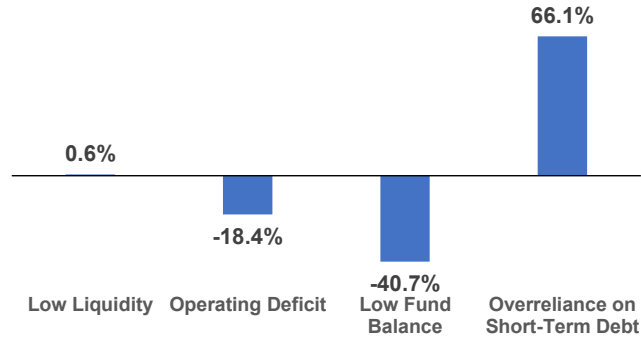
Prevalence of Fiscal Stress Indicators By Designation, SY 2020-21



Source: OSC, preliminary data.

Indicator Trends

Percentage Change in Indicator Scores SY 2019-20 to SY 2020-21



Source: OSC, preliminary data.



NYS COMPTROLLER
THOMAS P. DiNAPOLI

15

Environmental Stress

School District Environmental Stress Designation SY 2020-21

Level of Environmental Stress	Percentage
Significant	0.7%
Moderate	2.4%
Susceptible	9.3%
Total in Stress	12.4%
No Designation	87.6%
Total Filed and Scored	100.0%

Source: OSC, preliminary data.



NYS COMPTROLLER
THOMAS P. DiNAPOLI

16

COVID-19's Impact on SY 2020-21

- Negative
 - School districts had additional pandemic-related expenditures.
 - Districts faced financial uncertainty.
- Positive
 - School districts received significant federal aid.
 - Some State aid was delayed but did arrive.

Resources

Fiscal Stress Monitoring System Webpage

Financial Toolkit for Local Officials

Self-Assessment Tool Demo

Fiscal Year Ending	Class	Local Government School District	County	Stress Designation	Region	Fiscal Scores			Environmental Score	Self-Assessment Tool (LxL)
						Current Year	1 Year Prior	2 Years Prior		
2019	Town	Adams	Jefferson	No Designation	North Country	0.0	0.0	3.3	6.7	Download
2019	School	Albion	Orleans	No Designation	Finger Lakes	0.0	0.0	0.0	13.3	Download
2019	Town	Albion	Orleans	No Designation	Finger Lakes	8.3	5.0	5.0	23.3	Download
2019	Town	Albion	Cheungo	No Designation	Central New York	0.0	0.0	0.0	30.0	Download
2019	Village	Albion	Orleans	No Designation	Finger Lakes	0.0	0.0	8.3	30.0	Download
2019	Town	Alden	Erie	No Designation	Western New York	0.0	0.0	0.0	6.7	Download
2019	School	Alden	Erie	No Designation	Western New York	0.0	0.0	0.0	0.0	Download
2019	Village	Alden	Erie	No Designation	Western New York	3.3	3.3	0.0	10.0	Download
2019	Town	Alexander	Genesee	No Designation	Finger Lakes	10.0	6.7	3.3	6.7	Download
2019	School	Alexander	Genesee	No Designation	Finger Lakes	10.0	3.3	3.3	0.0	Download
2019	Village	Alexander	Genesee	No Designation	Finger Lakes	3.3	6.7	10.0	10.0	Download
2019	School	Alexandria	Jefferson	No Designation	North Country	6.7	6.7	0.0	10.0	Download
2019	Town	Alexandria	Jefferson	No Designation	North Country	12.5	0.0	0.0	10.0	Download
2019	Village	Alexandria Bay	Jefferson	No Designation	North Country	1.7	1.7	1.7	30.0	Download
2019	Town	Alfred	Allegany	Not Filed	Western New York	-	-	-	-	-

<https://www.osc.state.ny.us/local-government/fiscal-monitoring>

NYS COMPTROLLER
THOMAS P. DiNAPOLI

Contact Us

- Email: localgov@osc.ny.gov
- Phone Number: (866) 321-8503
– Option 4 for Data Management Unit

NYS COMPTROLLER
THOMAS P. DiNAPOLI

Questions

Division of Local Government and School Accountability



NYS COMPTROLLER
THOMAS P. DiNAPOLI